

MONITORING AND EVALUATION

M&E Division, CCNPP/MRRD

ISM Session : March 02 ,2021

CONTENTS

1. Monitoring Coverage Since Last ISM
2. Comparison of Key Monitoring results since MTR
3. In-house Monitoring findings status
4. Challenges
5. Q&A

MONITORING COVERAGE SINCE LAST ISM

- 587 Sampled Communities Monitored (Social Mobilization)
- 495 Sampled Communities First Monitoring Visit (Sub-project Implementation)
- 389 Sampled Communities Second Monitoring Visit (Sub-project Implementation)

COMPARISON OF KEY MONITORING RESULTS SINCE MTR 1/2

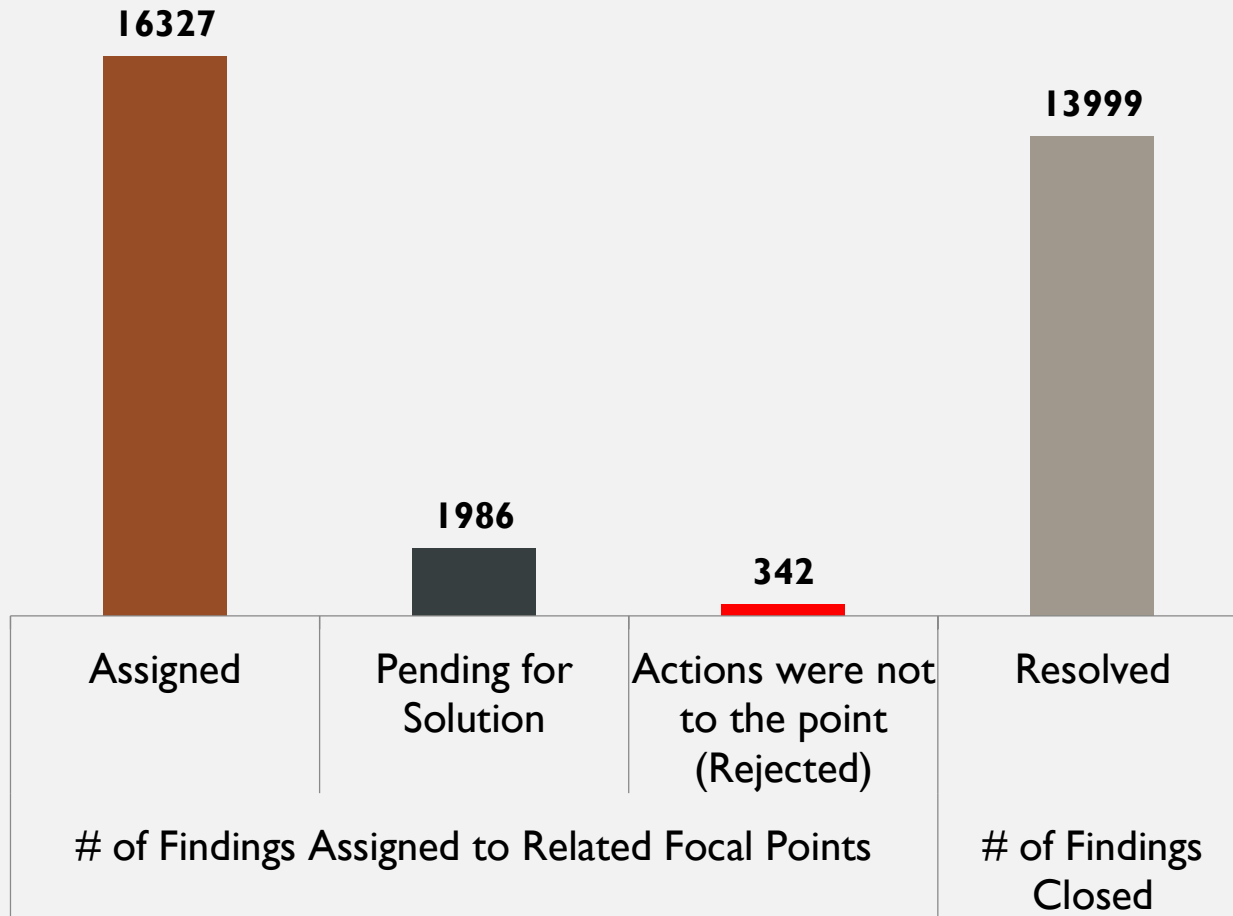
Indicators	Last ISM	Now
CDC meeting conducted (Male wing)	79%	81%
CDC meeting conducted (Female wing)	58%	65%
Meetings' Minutes Availability (male wing)	55%	55%
Meetings' Minutes Availability (female wing)	42%	36%
SOs make the appointment for their visits (Male)	99.5%	99.7%
SOs make the appointment for their visits (Female)	94%	96%
SOs' visits are based on the best day to meet all people (Male)	100%	100%
SOs' visits are based on the best day to meet all people (Female)	99%	96%
SOs treat the community members with respect and listen to their views (Male)	100%	100%
SOs treat the community members with respect and listen to their views (Female)	99%	99%

COMPARISON OF KEY MONITORING RESULTS SINCE MTR 2/2

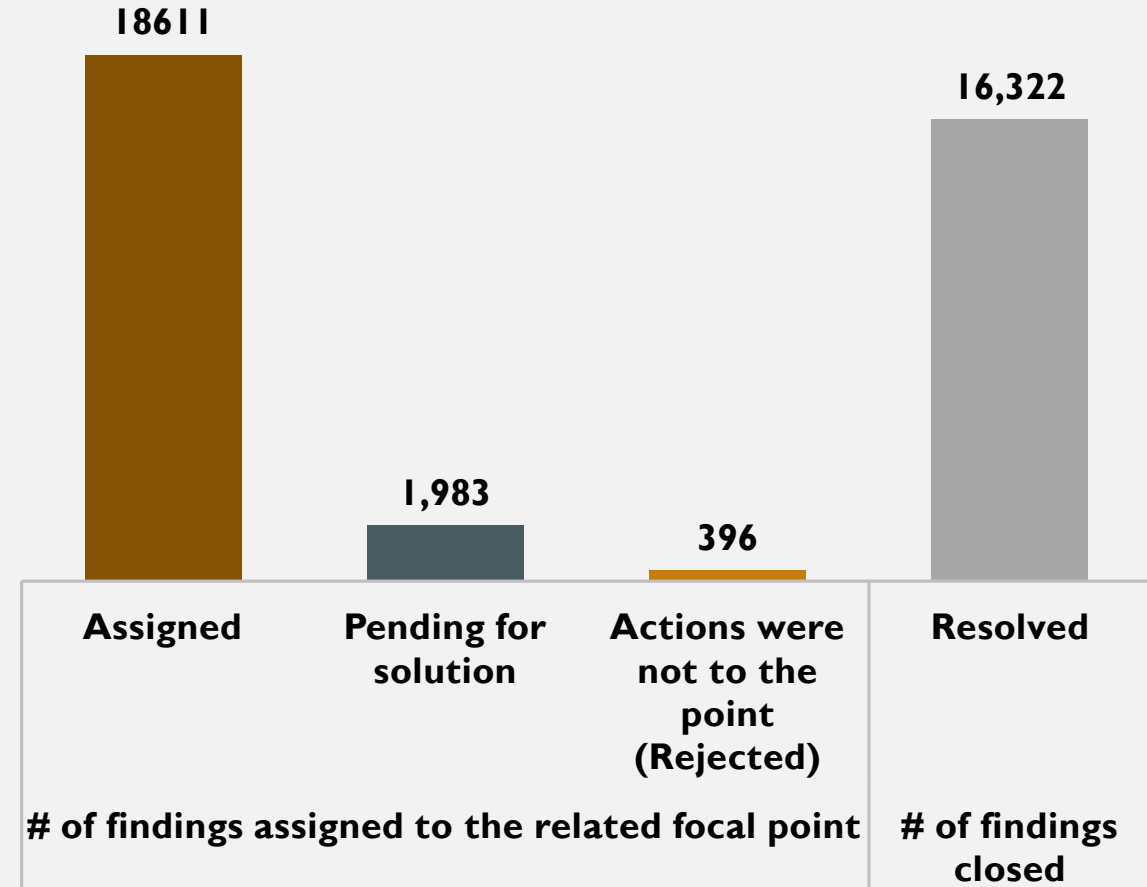
Indicators	Last ISM	Now
Projects were found according to the need and priority of the communities	100%	100%
All community members benefit from the project	93%	90%
Communities reported with no defects in the sub-projects survey	96%	94%
Communities had the project proposal during the monitoring	60%	47%
subprojects implementation was in accordance with the design specified in the proposal	95%	95.5%
Communities reported with no delay or problem in the sub-project implementation	79.5%	64%
Communities reported with no deviation in the Bill of Quantity of the sub-project	97%	97%
Operation and Maintenance Plans availability	77%	80%
At least one person trained on the O and M	54.5%	55%

IN-HOUSE MONITORING FINDINGS

Finding Status Last ISM

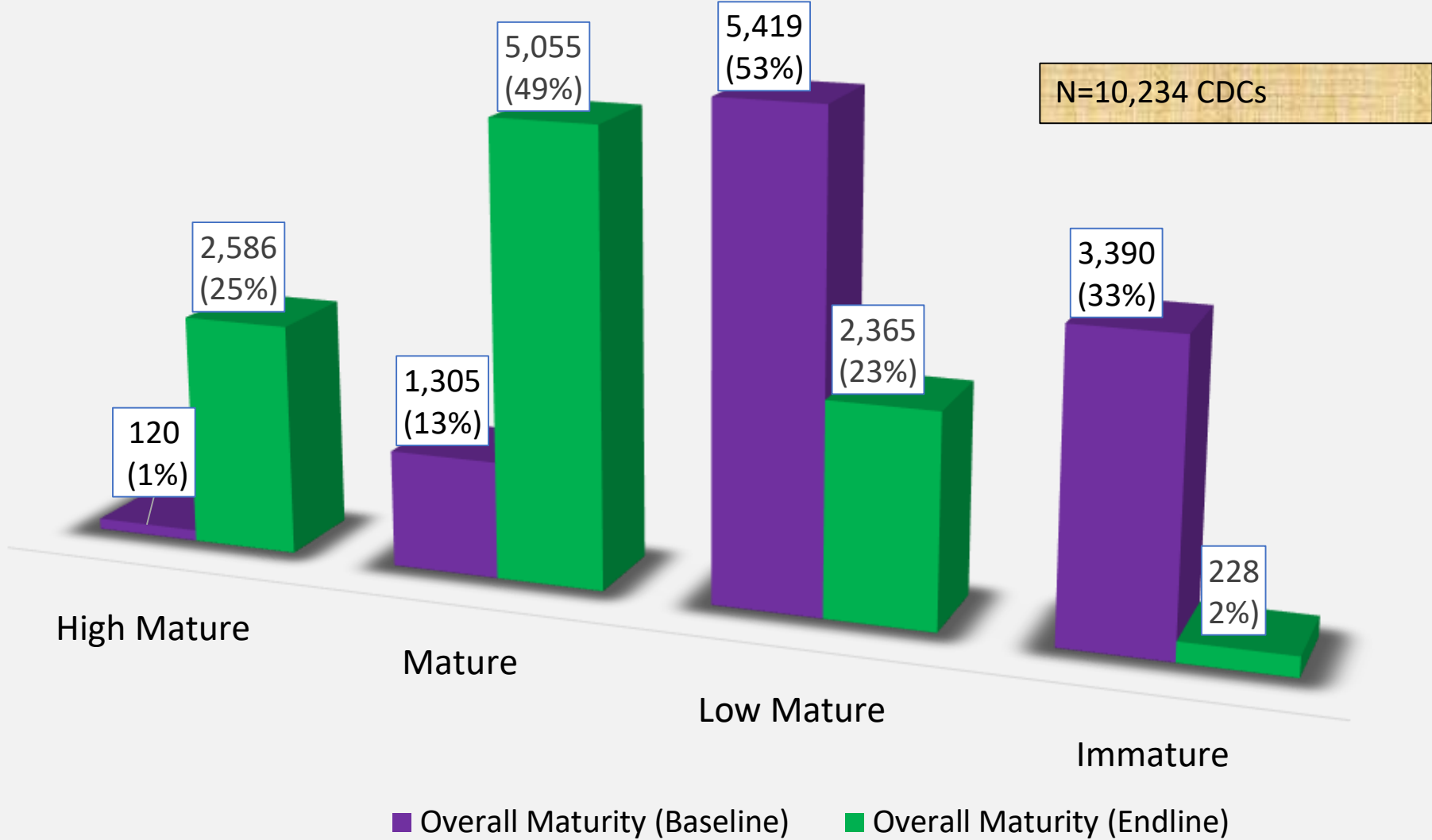


Current Status



Total # of Findings = 18,611

INSTITUTIONAL MATURITY INDEX (IMI)



CHALLENGES

1. Scorecard and IMI 100% verification
2. Lack of staff at provincial level
3. DCCMCC and PCCMC (Scorecard results discussions). A proper reporting is not in place
4. Main PMU staff contract
5. The remaining scorecards
6. Some unreal scorecards and IMIs
7. Time between two IMIs

THANK YOU! مننه